

All About Me

Writing an Autobiography



Year 6 into 7 English Project

Passmores Academy English Department



Bronze
Award



Silver
Award



Gold
Award



Platinum
Award

Challenge

All tasks have four levels of challenge. You can choose the bronze, silver, gold or platinum level for each task.

Remember, this is your opportunity to have fun, be creative and show your English teacher how great you are.

Please bring your completed project and all related materials with you on the first day of school. You will need it for your English lessons. Try to be creative and enjoy the project.

Contents



Tasks:

What's in a name?	Page 4
Knowing me, knowing you	Page 5
My life so far	Page 6
Starting secondary school	Page 7

Helpful Resources:

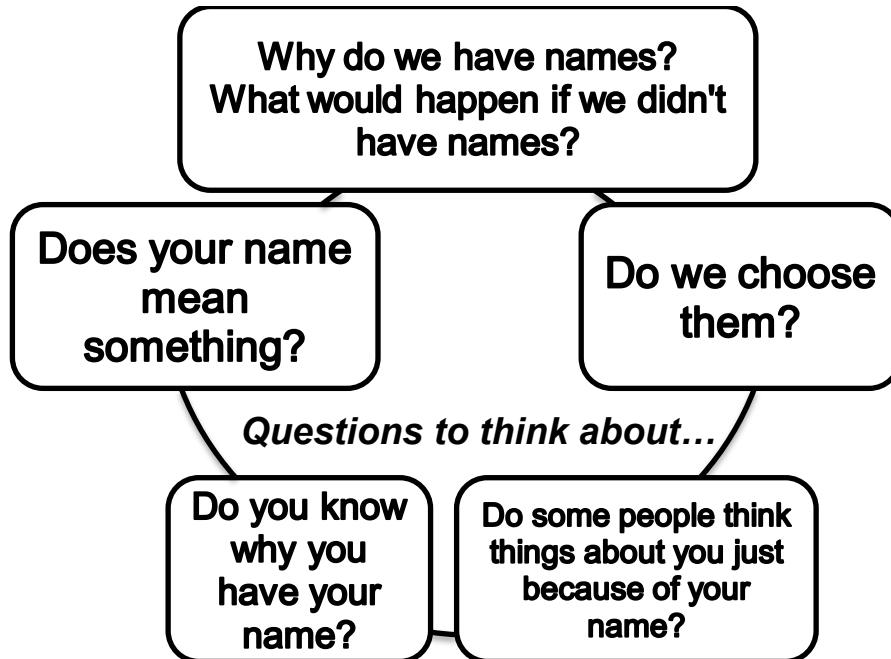
Designing a Coat of Arms	Page 8-9
Letter writing template	Page 10

What's in a name?



Platinum Award

Research other types of poems. Challenge yourself by writing a haiku, limerick or even a sonnet.



Acrostic Poem: a poem in which the first letters of each line spell out a word or phrase.

Science
Computers
Holidays
Open
On time
Learn

Bronze: Create an acrostic poem for your name that describes your personality.

Silver: Write a complete sentence for each letter in your name.

Gold: Include a simile or a metaphor in your poem. (If you do not know what they are, look it up.)

Knowing me, knowing you!

Here are some questions to help you start thinking about *what makes you you!*



How did you get your name?
Who are your grandparents, parents, brothers and sisters?
Where are they from?
Where have you lived?
What is your earliest memory?
What is special and unique about your family?
Do you have special holiday traditions?
Do you have a favorite memory with your family?
Have you had a very best friend?
Where did you meet them?
What adventures have you shared?
Where do you attend school?
Do you like school? Why or why not?
Who has been your favorite teacher?
What activities do you do during summertime?

What is the best family holiday you can remember?
Have you ever traveled to a different state or country?
Do you have a favorite hobby or special talent?
Do you play a sport or an instrument?
What do you like to do in your spare time?
What are your favorite things (food, books, music etc)?
Who are your heroes?
Do you own any collections?
What would you like to do when you grow up?
What changes would you like to see take place in your community or in the world?
What accomplishments would you like to achieve?



Platinum
Award

Record or write an interview with yourself where you answer all of the questions on this page.

Bronze: Using the template provided, design a coat of arms to visually show who you are.

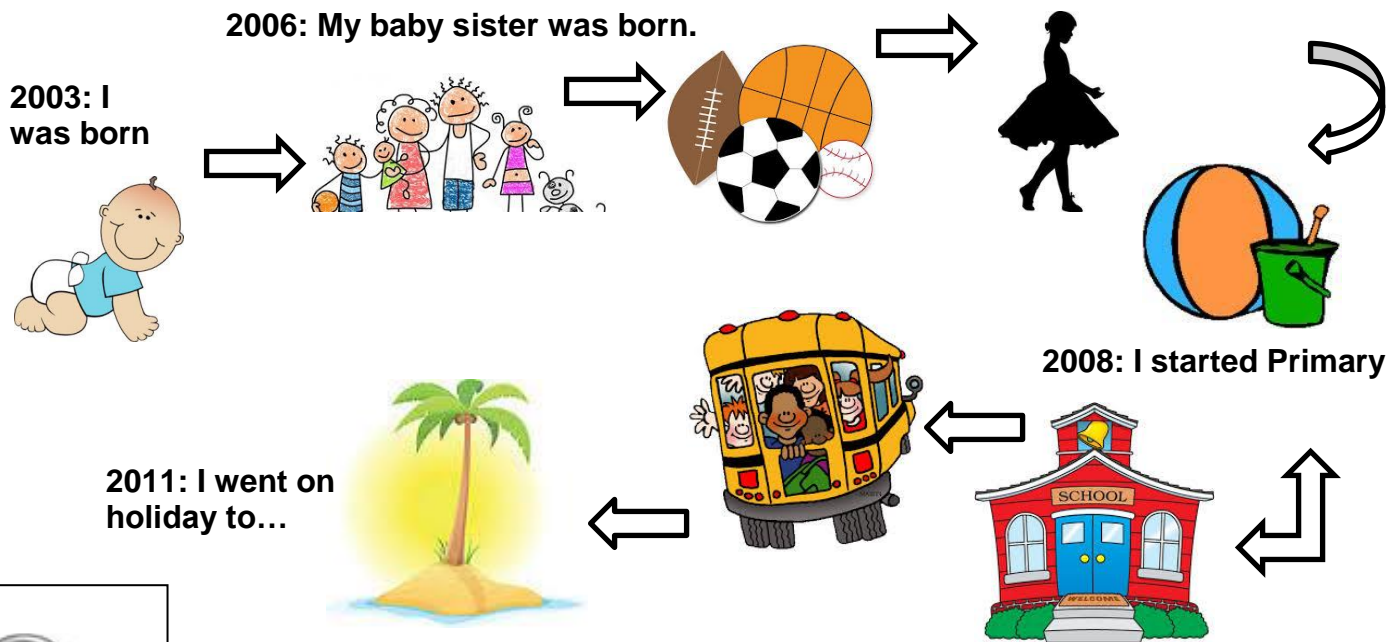
Silver: Include a written description for each section of your coat of arms.

Gold: Write a paragraph which explains what makes you special.

My Life So Far

A **timeline** is a way of displaying a list of events in *chronological* order.

Chronological refers to things in *time order*.



Platinum Award

Write a short story where you are the main character, but it is set in the future.

Bronze: Create your own visual timeline recalling events of your past to present day. Be as creative as possible.

Silver: Add to your timeline by predicting events for your future – 5 years, 10 years, 25 years, 50 years!

Gold: Choose one of your moments in the future. Describe the scene.

Starting Secondary School

An **informal letter** is a letter written to a friend or someone you know.

Dear Alfie,

Hi, how are you doing? I know that you've just moved up a year at school. What's your new teacher like? I bet he's really cool. Does he teach you how to write letters? Ours does. Today, my teacher taught us how to set out personal letter correctly.

Talk to you soon,

Jake

Bronze: Use the template provided to write a letter to a current Passmores student about any worries, concerns or questions you may have about your first day at Passmores Academy.

Silver: Also write a letter to your Year 6 teacher explaining what you learned in primary school and how you think it prepared you for secondary school.

Gold: Write a letter to your new English teacher telling them what you hope their lessons will be like.



Write a letter to someone! It can be about anything you choose, but you must include stunning vocabulary.

Things to include in your letter:

- Dear _____,
- Introduce yourself
- Questions you may have about subjects, classes, etc...
- Questions about clubs, activities and sports
- Other concerns or worries you may have
- Your name



All About Me




We use **commas** to separate items in a list.

For example: At Passmores, your subjects will include Maths, English, Science, P.E. and many more.

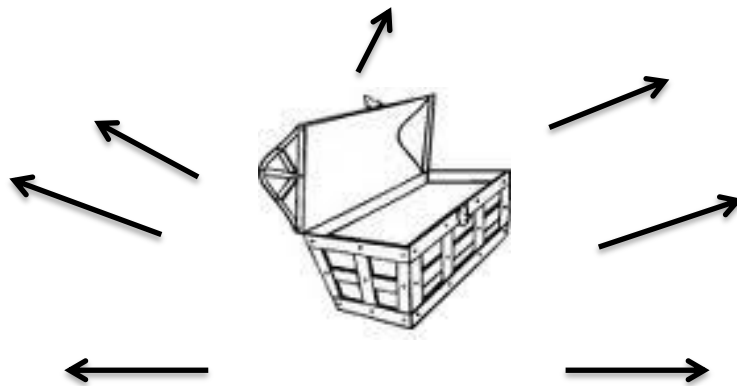
A **tuck-box** is used for storing valuable things. Items in a tuck-box can tell you many things about a person.

Use this mind map to think of items that might be in *your* tuck-box.



Platinum Award

Create a list and description of all of the things you might want in a future tuck-box. These could be new inventions; things you really want or they could even be magical.



Bronze: Write a brief description of each of the items in your tuck-box, then create a collage of all the items you would include as well.

Silver: Write a short explanation of why you have chosen each of the items in your tuck-box.

Gold: Which ones are the most important? Rank them in order.

What is a 'Coat of Arms'?

The coat of arms started in about the 12th century. A knight dressed in armour from head to foot could not be recognised by friends or enemies. This resulted in markings being painted on knights' shields, as it was the largest piece of equipment the knight had and as the shield was easily seen from far away.

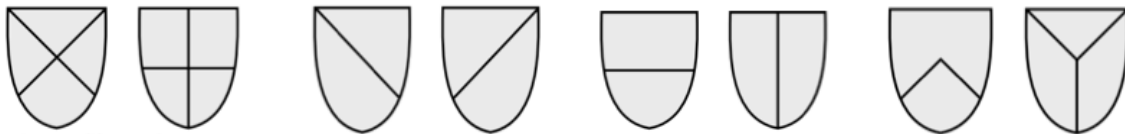
A coat of arms was properly granted to someone with your surname many hundreds of years ago.

Have a go at designing your own

Your design should be made up of "clues" about yourself so that your friends would recognise it as being yours.

- **Use the blank coat of arms template**
- **Follow the stages below to create your own coat of arms**

1. **SHIELD** – this is the main body of the design. You might want to divide it up using crosses and lines. Each section should include something about what you like to do (hobby, sport or other pastime) or maybe what you would like to be when you grow up. Some of the symbols commonly used are shown below with their meaning. This might help give you some ideas.



2. **COLOURS** - choose your favourite colours for the background of your shield; it could even be more than one colour, perhaps one or two for each section.
3. **MOTTO** - this appears at the bottom of the coat of arms and would normally be three words describing why the knight would be a good ally. Think of three words that sum up your strengths, or one of your strengths.

Some colours, symbols and animals had special meaning when used on coats of arms.

Bravery Red, Griffin, Unicorn, Lion, Tiger, Dragon, Swords, Horns, Antlers

Kind Bear, Pelican

Loyal Blue, Dog, Wolf, Horse, Axe, Ring

Hard working Bees, Camel

Ambitious Snake

Enthusiasm Falcon, Hawk, Fire

Clever / Wisdom Fox, Grasshopper, Cubes, Dice, Crescent

Leader Purple, Eagle, Crown, Bridge

Trustworthy Raven, Gold Circle

Peace / Harmony White, Silver, Stag, Elk, Deer, Moon

Grace Purple, Mermaid

Beauty Peacock, Butterfly

Honest / Truthful Blue, Hand, Heart

Generous Yellow, Gold



Dear _____,
